







# Clark College: Tenure



## Winter 2021 Tenure-Track Evaluation - WPTE+STEM

**Course:** CTEC290: Special Projects-Section 20649  
**Instructor:** Bruce Elgort \*  
**Response Rate:** 2/2 (100.00 %)

1 - The instructor provides clear, understandable explanations of course concepts.									
Bruce Elgort									
Response Option	Weight	Frequency	Percent	Percent Responses	Means				
strongly agree	(4)	2	100.00%			4.00			
agree	(3)	0	0.00%						
disagree	(2)	0	0.00%						
strongly disagree	(1)	0	0.00%						
				0	25	50	100	Question	
<b>Response Rate</b>				<b>Mean</b>		<b>STD</b>		<b>Median</b>	
2/2 (100.00%)				4.00		0.00		4.00	

2 - The instructor grades and returns course assignments and exams within a specified time period.									
Bruce Elgort									
Response Option	Weight	Frequency	Percent	Percent Responses	Means				
strongly agree	(4)	2	100.00%			4.00			
agree	(3)	0	0.00%						
disagree	(2)	0	0.00%						
strongly disagree	(1)	0	0.00%						
				0	25	50	100	Question	
<b>Response Rate</b>				<b>Mean</b>		<b>STD</b>		<b>Median</b>	
2/2 (100.00%)				4.00		0.00		4.00	

3 - The instructor provides constructive feedback on papers, projects, exams or other assigned course work.									
Bruce Elgort									
Response Option	Weight	Frequency	Percent	Percent Responses	Means				
strongly agree	(4)	2	100.00%			4.00			
agree	(3)	0	0.00%						
disagree	(2)	0	0.00%						
strongly disagree	(1)	0	0.00%						
				0	25	50	100	Question	
<b>Response Rate</b>				<b>Mean</b>		<b>STD</b>		<b>Median</b>	
2/2 (100.00%)				4.00		0.00		4.00	

4 - The instructor responds to students' input and questions with respect.									
Bruce Elgort									
Response Option	Weight	Frequency	Percent	Percent Responses	Means				
strongly agree	(4)	2	100.00%			4.00			
agree	(3)	0	0.00%						
disagree	(2)	0	0.00%						
strongly disagree	(1)	0	0.00%						
				0	25	50	100	Question	
<b>Response Rate</b>				<b>Mean</b>		<b>STD</b>		<b>Median</b>	
2/2 (100.00%)				4.00		0.00		4.00	

# Clark College: Tenure

## Winter 2021 Tenure-Track Evaluation - WPTE+STEM

**Course:** CTEC290: Special Projects-Section 20649  
**Instructor:** Bruce Elgort \*  
**Response Rate:** 2/2 (100.00 %)

5 - The instructor's course requirements and grading policy are clearly stated in the syllabus.										
Bruce Elgort										
Response Option	Weight	Frequency	Percent	Percent Responses	Means					
strongly agree	(4)	2	100.00%							
agree	(3)	0	0.00%							
disagree	(2)	0	0.00%							
strongly disagree	(1)	0	0.00%							
				0	25	50	100	Question		
<b>Response Rate</b>				<b>Mean</b>		<b>STD</b>		<b>Median</b>		
2/2 (100.00%)				4.00		0.00		4.00		

6 - The instructor is well organized and well prepared in each class session.										
Bruce Elgort										
Response Option	Weight	Frequency	Percent	Percent Responses	Means					
strongly agree	(4)	2	100.00%							
agree	(3)	0	0.00%							
disagree	(2)	0	0.00%							
strongly disagree	(1)	0	0.00%							
				0	25	50	100	Question		
<b>Response Rate</b>				<b>Mean</b>		<b>STD</b>		<b>Median</b>		
2/2 (100.00%)				4.00		0.00		4.00		

7 - Exams, papers, projects, and other assigned course work focus on course concepts.										
Bruce Elgort										
Response Option	Weight	Frequency	Percent	Percent Responses	Means					
strongly agree	(4)	2	100.00%							
agree	(3)	0	0.00%							
disagree	(2)	0	0.00%							
strongly disagree	(1)	0	0.00%							
				0	25	50	100	Question		
<b>Response Rate</b>				<b>Mean</b>		<b>STD</b>		<b>Median</b>		
2/2 (100.00%)				4.00		0.00		4.00		

8 - The instructor provides useful, specific guidelines for assigned course work.										
Bruce Elgort										
Response Option	Weight	Frequency	Percent	Percent Responses	Means					
strongly agree	(4)	2	100.00%							
agree	(3)	0	0.00%							
disagree	(2)	0	0.00%							
strongly disagree	(1)	0	0.00%							
				0	25	50	100	Question		
<b>Response Rate</b>				<b>Mean</b>		<b>STD</b>		<b>Median</b>		
2/2 (100.00%)				4.00		0.00		4.00		

9 - Does the instructor show equal respect for all regardless of ethnicity, gender, beliefs, age, disability, or class? Briefly explain.									
Bruce Elgort									
<b>Response Rate</b>		2/2 (100%)							
<ul style="list-style-type: none"> <li>• Yes, he does.</li> <li>• Absolutely.</li> </ul>									

# Clark College: Tenure Winter 2021 Tenure-Track Evaluation - WPTE+STEM

**Course:** CTEC290: Special Projects-Section 20649  
**Instructor:** Bruce Elgort \*  
**Response Rate:** 2/2 (100.00 %)

## 10 - What specific things has the instructor done especially well in teaching this course?

**Bruce Elgort**

<b>Response Rate</b>	2/2 (100%)
----------------------	------------

- This is my 4th class with Bruce and the last of my one for my time here at Clark (finishing my program). Bruce was a tremendous help all throughout my time here in the web dev program. He continues to go above and beyond with his patience and guidance. These qualities carry over to every course he teaches. He learns how the individual students learn in his class and has a personalized approach when helping each of us understand programming concepts. He also looks for innovative ways to help deliver his courses to further help his students. I would say his best approach of all though is keeping up with new technology which is great for students. When researching how to become a web dev, schooling is usually the one approach that most people are hesitant about because they believe the curriculum become outdated quickly do to the nature of technologies rapid change/growth. Bruce debunks that myth by delivering not only fundamentals but also current marketable skills that are actively being sought out for in todays job market.

- Bruce's guidance has been invaluable.

## 11 - What specific things could the instructor do to improve the teaching in this course?

**Bruce Elgort**

<b>Response Rate</b>	2/2 (100%)
----------------------	------------

- I would have to say nothing. I enjoyed this course and the approach that was taken from Bruce.

- Nothing.

Mean of Means Calculations	Mean			
Overall - Standard Tenure Survey	4.00			